

# ELECTRICAL DESIGN GROUP

ELECTRICAL BUILDING SERVICES CONSULTANTS

P.O. Box 15, SHERWOOD Q. 4075

Phone: (07) 3278 4375 Fax: (07) 3716 0222

Web Site: [www.edg.net.au](http://www.edg.net.au) Email: [brisbane@edg.net.au](mailto:brisbane@edg.net.au)


C2549a - COMMERCIAL HOTEL, KINGAROY - STAGE 1

C2549a-0002(J).xls

## ELECTRICAL EQUIPMENT SCHEDULE

REVISION J - 23 FEBRUARY 2024

THE LIGHT FITTING SUPPLIER CONTACT DETAILS MAY BE AVAILABLE ON THE EDG WEBSITE VIA THE FOLLOWING LINK <a href="http://www.edg.net.au/Links/Lighting.htm">www.edg.net.au/Links/Lighting.htm</a>					
TYPE	LAMPS	DESCRIPTION	COLOUR / ACCESSORY	CATALOGUE No	REV
L1	6 X 3.3W 27000K 240V G9 LED	SIX LAMP DECORATIVE GAMING PENDANT	BRASS SUPPORT WITH BRASS SMOKE 120 ROUND GLASS	ABOUT SPACE APRENERA PENDANT	H
L2	8 NO 240 VOLT 4W E14 FILAMENT LED CANDLE LAMP 2200K	EIGHT LAMP CHANDELIER PENDANT CONFIRM THE SUSPENSION HEIGHT ON SITE WITH THE ARCHITECT PROVE A TIMBER SUPPORT ACROSS THE TOP OF THE PURLINS TO SUPPORT THE FITTING.	BRONZE	FAT SHACK VINTAGE BRECKENRIDGE WOOD CHANDELIER	H
L3	3 NO 240 VOLT 15W 3000K B22 DIMMABLE 240VOLT	THREE HEAD DECORATIVE TAB PENDANT CONFIRM THE SUSPENSION HEIGHT ON SITE WITH THE ARCHITECT	BLACK	FAT SHACK VINTAGE FACTORY SWING PENDANT	C
L4	NO LONGER REQUIRED				H
L5	40W 4000K LED	1200 X 300 LAY IN FLAT PLATE LED FITTING C/W REMOTE DRIVER MOUNTED IN A FLUSH RECESSED PLASTER BOARD KIT	WHITE TRIM	GAMMA ILLUMINATION PHANTOM 884501	A
L6	40W 4000K LED	REPLACE THE EXISTING TROFFER FITTING WITH A NEW 1200 X 300 LAY IN FLAT PLATE LED FITTING C/W REMOTE DRIVER MOUNTED IN A FLUSH RECESSED PLASTER BOARD KIT	WHITE TRIM	GAMMA ILLUMINATION PHANTOM 884501	A
L7	8W 3000K LED	RECESSED 47 DEG BEAM DOWNLIGHT C/W REMOTE DRIVER	WHITE TRIM	GAMMA ILLUMINATION MYLO 1004-WFL-3K-8W	A
L8	22W 3000K LED	RECESSED 55 DEG BEAM DOWNLIGHT C/W REMOTE DALI DIMMABLE DRIVER	WHITE TRIM	GAMMA ILLUMINATION MYLO 1004-VWFL-3K-22W	A
L9	13W 3000K LED	RECESSED 36 DEG BEAM DOWNLIGHT C/W REMOTE DALI DIMMABLE DRIVER	WHITE TRIM	GAMMA ILLUMINATION MYLO 1004-FL-3K-13W	A
L10	36W LED 4000K	1200 LONG SURFACE MOUNTED IP65 DIFFUSED BATTEN C/W INTEGRAL ELECTRONIC CONTROL GEAR	LIGHT GREY	GAMMA STORM 1558-CCT-36W	A
L11	NO LONGER REQUIRED				J
L12	20W LED 4000K	600 LONG SURFACE MOUNTED IP65 DIFFUSED BATTEN C/W INTEGRAL ELECTRONIC CONTROL GEAR AND PRESENCE DETECTION SENSOR	LIGHT GREY	GAMMA STORM 1558-CCT-20W-MS	A



# ELECTRICAL DESIGN GROUP

ELECTRICAL BUILDING SERVICES CONSULTANTS

P.O. Box 15, SHERWOOD Q. 4075

Phone: (07) 3278 4375 Fax: (07) 3716 0222

Web Site: [www.edg.net.au](http://www.edg.net.au) Email: [brisbane@edg.net.au](mailto:brisbane@edg.net.au)


C2549a - COMMERCIAL HOTEL, KINGAROY - STAGE 1

C2549a-0002(J).xls

## ELECTRICAL EQUIPMENT SCHEDULE

REVISION J - 23 FEBRUARY 2024

THE LIGHT FITTING SUPPLIER CONTACT DETAILS MAY BE AVAILABLE ON THE EDG WEBSITE VIA THE FOLLOWING LINK <a href="http://www.edg.net.au/Links/Lighting.htm">www.edg.net.au/Links/Lighting.htm</a>					
TYPE	LAMPS	DESCRIPTION	COLOUR / ACCESSORY	CATALOGUE No	REV
L13	13W 3000K LED	RECESSED 90 DEG BEAM DOWNLIGHT C/W REMOTE DRIVER PROVIDE EACH FITTING WITH A MINI ORB MOUNTING PLATE	WHITE TRIM	GAMMA ILLUMINATION JADE 1449-3K-13W	D
L14	13W 3000K LED	RECESSED 24 DEG BEAM DOWNLIGHT C/W REMOTE DALI DIMMABLE DRIVER	BLACK	GAMMA ILLUMINATION MYLO 1004-SP-3K-13W	D
L15	26W 4000K LED	600 X 600 LAY IN FLAT PLATE LED FITTING C/W REMOTE DRIVER T BAR MOUNTED	WHITE TRIM	GAMMA ILLUMINATION AXIS 1548-4K-26W	C
L16	22W 3000K LED	RECESSED 55 DEG BEAM ADJUSTABLE DOWNLIGHT C/W REMOTE DRIVER. PROVIDE EACH FITTING WITH A MINI ORB MOUNTING PLATE	WHITE TRIM	GAMMA ILLUMINATION SCOOP 1290-VWFL-3K-22W	D
L17	13W 3000K LED	RECESSED 90 DEG BEAM DOWNLIGHT C/W REMOTE DRIVER PROVIDE THE L17 FITTING WITH A SURFACE MOUNTED SQUARE CUSTOM MADE MDF MOUNTING BLOCK TO ALLOW THE FITTING TO BE RECESSED BELOW THE EXISTING CEILING. THE MOUNTING BLOCK IS TO BE 20MM LARGER THAN THE LIGHT FITTING. PAINT ALL SIDES OF THE MOUNTING BLOCK GLOSS WHITE.	WHITE TRIM	GAMMA ILLUMINATION JADE 1449-3K-13W	D
L18	REMOVE THE EXISTING MULTI HEAD WALL LIGHT AND REPLACE IT WITH A NEW UP DOWN WALL LIGHT THAT MATCHES THE EXISTING				H
L19	NEW WALL LIGHT TO MATCH THE EXISTING UP DOWN WALL LIGHT				H
L20	12W 3000K LED	REMOVE THE EXISTING ATM BUNKER LIGHT AND PROVIDE A SHALLOW RECESSED DOWNLIGHT IN THE LOWER ATM CEILING WITH EH FITTING POSITIONED CENTRED OVER THE FRONT OF THE MACHINE. PROVIDE THE FITTING WITH A REMOTE DRIVER	WHITE	GAMMA ILLUMINATION 7023-3K	H
L21	22W 3000K LED	SQUARE DOWNLIGHT MOUNTED ON A TIMBER SUPPORT FIXED ACROSS THE TOP OF THE PURLINS CENTRE THE FITTING BETWEEN THE PURLINS PROVIDE THE FITTING WITH A DALI DIMMABLE DRIVER	BLACK	GAMMA ILLUMINATION ROC 1312-3W-22W	H
L22	NO LONGER REQUIRED				J



# ELECTRICAL DESIGN GROUP

ELECTRICAL BUILDING SERVICES CONSULTANTS

P.O. Box 15, SHERWOOD Q. 4075

Phone: (07) 3278 4375 Fax: (07) 3716 0222

Web Site: [www.edg.net.au](http://www.edg.net.au) Email: [brisbane@edg.net.au](mailto:brisbane@edg.net.au)


C2549a - COMMERCIAL HOTEL, KINGAROY - STAGE 1

C2549a-0002(J).xls

ELECTRICAL EQUIPMENT SCHEDULE

REVISION J - 23 FEBRUARY 2024

THE LIGHT FITTING SUPPLIER CONTACT DETAILS MAY BE AVAILABLE ON THE EDG WEBSITE VIA THE FOLLOWING LINK <a href="http://www.edg.net.au/Links/Lighting.htm">www.edg.net.au/Links/Lighting.htm</a>					
TYPE	LAMPS	DESCRIPTION	COLOUR / ACCESSORY	CATALOGUE No	REV
L23		NO LONGER REQUIRED			J
L24	REFER TO THE L24A AND L24B DESCRIPTIONS BELOW	5000 LONG ROD SUSPENDED 3 CHANNEL TRACK C/W A REMOTE 120VA DALI DIMMABLE DRIVER / POWER SUPPLY PER CHANNEL SUSPEND THE TRACK BELOW THE STRUCTURAL BEAM CONFIRM THE FITTING POSITIONS AND AIMING ON SITE WITH THE ARCHITECT LOCATE THE POWER SUPPLY / DALI CONTROLLER IN A CONCEALED ACCESSIBLE POSITION	BLACK TRACK BLACK SUPPORTS	GAMMA ILLUMINATION SERIES 25 DALI TRACK	J
L24A	22W 3000K LED	PROVIDE 6 L24A FITTINGS TO BE MOUNTED ON THE L24 TRACK AS ADVISED ON SITE	BLACK	GAMMA ILLUMINATION RETTO 1316-3K-22W	
L24B	142W 3000K LED	PROVIDE 12 L24A FITTINGS TO BE MOUNTED ON THE L24 TRACK AS ADVISED ON SITE	BLACK	GAMMA ILLUMINATION ARCHITEKT 1306-FL-3K-14W	
L25	0.5E 2200ES LAMP	SUSPENDED 24V AV FESTOON LAMP SYSTEM C/W REMOTE TRANSFORMERS AS REQUIRED 500MM LAMP SPACING FIX THE CABLE TO THE STRUCTURE AT EACH SIDE SUCH THAT THE CABLE DOES NOT SAG. PROVIDE ADDITIONAL STEEL PAINTED BLACK STRUCTURAL SUPPORTS AND DROPPERS AS DETAILED ON THE ARCHITECTURAL DRAWINGS AND WHERE REQUIRED. STAINLESS STEEL CATENARY WIRE MUST BE USED TO SUPPORT THE FESTOON CABLE. LOCATE THE POWER SUPPLIES IN A CONCEALED ACCESSIBLE POSITION.	BLACK CABLE AND BASE	FIRE FLY FFC-LS-50-24VE27-BK	H
L26		EXISTING THEATRICAL LIGHTING TO REMAIN AS IS			H
F1	BISTRO CEILING FAN C/W REMOTE CONTROL RAKED CEILING MOUNT		MATT BLACK	LUCCI AIR AIRFUSION RESORT 203CM DC 900 DROPPER	H
F2	BEER GARDEN CEILING FAN C/W REMOTE CONTROL RAKED CEILING MOUNT		BLACK	BIG ASS MKi61	H



# ELECTRICAL DESIGN GROUP

ELECTRICAL BUILDING SERVICES CONSULTANTS

P.O. Box 15, SHERWOOD Q. 4075

Phone: (07) 3278 4375 Fax: (07) 3716 0222

Web Site: [www.edg.net.au](http://www.edg.net.au) Email: [brisbane@edg.net.au](mailto:brisbane@edg.net.au)


C2549a - COMMERCIAL HOTEL, KINGAROY - STAGE 1

C2549a-0002(J).xls

## ELECTRICAL EQUIPMENT SCHEDULE

REVISION J - 23 FEBRUARY 2024

THE LIGHT FITTING SUPPLIER CONTACT DETAILS MAY BE AVAILABLE ON THE EDG WEBSITE VIA THE FOLLOWING LINK <a href="http://www.edg.net.au/Links/Lighting.htm">www.edg.net.au/Links/Lighting.htm</a>					
TYPE	LAMPS	DESCRIPTION	COLOUR / ACCESSORY	CATALOGUE No	REV
E1	LED	EMERGENCY LIGHT: RECESSED NON-MAINTAINED EMERGENCY LIGHT. AS2293 CLASSIFICATION C0-D40 - C90-D40.	WHITE	CLEVERTRONICS LLIFE	A
E2	LED	SURFACE MOUNTED EMERGENCY LIGHT C/W TIMBER SUPPORT CENTRE THE FITTING BETWEEN THE PURLINS NON-MAINTAINED EMERGENCY LIGHT. AS2293 CLASSIFICATION C0-D40 - C90-D40.	BLACK	CLEVERTRONICS CLIFE-SM-BLK	H
E3	LED	EMERGENCY LIGHT: RECESSED INTO HE ANGLED BULKHEAD NON-MAINTAINED EMERGENCY LIGHT. AS2293 CLASSIFICATION C0-D40 - C90-D40.	WHITE	CLEVERTRONICS LLIFE	H
EX	LED	EXIT LIGHT: MAINTAINED 24M VIEWING DISTANCE EXIT LIGHT C/W DIFFUSERS & DIRECTIONAL ARROWS AS SHOWN. CEILING OR WALL MOUNT BETWEEN 2100mm & 2700mm AFFL IF THERE IS NO VERTICAL SURFACE TO MOUNT THE FITTING ON WITHIN THIS RANGE CONFIRM THE MOUNTING HEIGHT WITH THE ENGINEER. AS2293 CLASSIFICATION C0-E2 - C90-E3.2.	WHITE	CLEVERTRONICS ECFLED-LI	A
EMERGENCY PACK		LIGHT FITTINGS THAT ARE DESIGNATED AS BEING PROVIDED WITH AN EMERGENCY PACK ARE TO BE PROVIDED WITH AN INTEGRAL AS2293 EMERGENCY PACK. THE FITTINGS ARE TO BE NON MAINTAINED WITH ALL LAMPS SWITCHED AS PER THE LIGHTING CONTROL FOR THAT SPACE UNLESS NOTED OTHERWISE. REFER TO THE SPECIFICATION FOR FURTHER DETAILS OF THE CONFIGURATION AND SWITCHING OF EMERGENCY LIGHTS.			A
RUN ON TIMER (ROT)		NO LONGER REQUIRED			H
HEAT LAMP (HL)		2 OFF 1200 LONG INFRA RED HEAT LAMP ASSEMBLIES C/ INTEGRAL CONTROLLER AND ISOLATING SWITCH MOUNTED ON THE ADJACENT WALL HARD WIRED	ALUMINIUM	2 X ROBAND RO-HE1200	C
ELECTRIC HEATER (EH)		SUSPENDED 3400W ELECTRIC HEATER C/W 600MM TUBE SUSPENSION KIT. CABLE EACH HEATER VIA THE ASSOCIATED CONTROLLER AS PER THE MANUFACTURERS INSTALLATION GUIDE.	BLACK	BROMIC PLATINUM SMART ELECTRIC 3400W CW 600 SUSPENSION KIT	F
ELECTRIC HEATER CONTROLLER (EHC)		WALL MOUNTED ELECTRIC HEATER CONTROLLER ONE PER HEATER TO BE WIRED TO THE RESPECTIVE HEATER.	WHITE	BROMIC PLATINUM SMART ELECTRIC 3400W	F
ONE-WAY LIGHT SWITCH		ONE-WAY LIGHT SWITCH C/W CIRCUIT IDENTIFICATION ON THE FACEPLATE BEHIND THE SURROUND MOUNTED AT 1000mm AFFL UNLESS NOTED OTHERWISE.	WHITE	CLIPSAL C2000 SERIES 30USM	A



# ELECTRICAL DESIGN GROUP

ELECTRICAL BUILDING SERVICES CONSULTANTS

P.O. Box 15, SHERWOOD Q. 4075

Phone: (07) 3278 4375 Fax: (07) 3716 0222

Web Site: [www.edg.net.au](http://www.edg.net.au) Email: [brisbane@edg.net.au](mailto:brisbane@edg.net.au)


C2549a - COMMERCIAL HOTEL, KINGAROY - STAGE 1

C2549a-0002(J).xls

## ELECTRICAL EQUIPMENT SCHEDULE

REVISION J - 23 FEBRUARY 2024

THE LIGHT FITTING SUPPLIER CONTACT DETAILS MAY BE AVAILABLE ON THE EDG WEBSITE VIA THE FOLLOWING LINK <a href="http://www.edg.net.au/Links/Lighting.htm">www.edg.net.au/Links/Lighting.htm</a>					
TYPE	LAMPS	DESCRIPTION	COLOUR / ACCESSORY	CATALOGUE No	REV
MANUAL DALI POT DIMMER / LIGHT SWITCH		DALI POT C/W INTEGRAL 20 DALI DEVICE POWER SUPPLY C/W CIRCUIT IDENTIFICATION ON THE FACEPLATE BEHIND THE SURROUND MOUNTED AT 1000mm AFFL UNLESS NOTED OTHERWISE. FACTOR SET POWER ON RETURN TO LAST LEVEL.	WHITE	SMARTSCAPE DALI RD20 CLIPSAL C2000	A
TWO-WAY LIGHT SWITCH		TWO-WAY LIGHT SWITCH C/W CIRCUIT IDENTIFICATION ON THE FACEPLATE BEHIND THE SURROUND MOUNTED AT 1000mm AFFL UNLESS NOTED OTHERWISE.	WHITE	CLIPSAL C2000 SERIES 30USM	A
PROXIMITY DETECTOR SWITCH (PD)		ADJUSTABLE FLUSH RECESSED 360 DEGREE PIR PRESENCE DETECTOR TO OPERATE THE ASSOCIATED LIGHTS FOR A PRE-SET AMOUNT OF TIME. ADJUST THE TIME AND SENSITIVITY ON SITE AS DIRECTED BY THE ENGINEER. SUBMIT DETAILS OF THE MOVEMENT DETECTOR SWITCH FOR APPROVAL PRIOR TO ORDERING	WHITE	CLIPSAL	C
LIGHT SWITCH PANEL 1 (SP1)		MULTI GANG LIGHT SWITCH PANELS C/W ONE-WAY LIGHT SWITCHES C/W THE USE ENGRAVED BELOW EACH SWITCH ON THE FACEPLATE MOUNTED AT 1000mm AFFL UNLESS NOTED OTHERWISE. THE GAMING AND GAMING AMENITY SWITCHES SHOWMEN ADJACENT SP1 ARE TO BE PROVIDED AS PART OF SP1	WHITE	CLIPSAL C2000 SERIES 30USM	H
LIGHT SWITCH PANEL 2 (SP2)		MULTI GANG LIGHT SWITCH PANEL C/W ONE-WAY LIGHT SWITCHES C/W THE USE ENGRAVED BELOW EACH SWITCH ON THE FACEPLATE MOUNTED AT 1000mm AFFL UNLESS NOTED OTHERWISE. PROVIDE NEW SWITCHES AS PART OF SP2 TO REPLACE ALL OF THE EXISTING MANUAL SWITCHES INT HE SP2 POSITION THAT REMAIN.	WHITE	CLIPSAL C2000 SERIES 30USM	H
HAND DRYER CONNECTION (HD)		20A ISOLATING SWITCH WALL MOUNTED AT 2400mm AFFL AND CONNECTED TO THE HAND DRYER UNIT AS PER DETAIL.		CLIPSAL C2000 SERIES 30USM	A
SINGLE POWER OUTLET		SINGLE POWER OUTLET C/W CIRCUIT IDENTIFICATION ON THE FACEPLATE BEHIND THE SURROUND MOUNT AT 300mm AFFL U.N.O. RATING 10A U.N.O.	WHITE UNLESS NOTED AS BLACK (BK)	CLIPSAL C2000 SERIES	A
DOUBLE POWER OUTLET		DOUBLE POWER OUTLET C/W CIRCUIT IDENTIFICATION ON THE FACEPLATE BEHIND THE SURROUND MOUNT AT 300mm AFFL U.N.O. RATING 10A U.N.O.	WHITE UNLESS NOTED AS BLACK (BK)	CLIPSAL C2000 SERIES	A
WEATHERPROOF POWER OUTLET (WP)		IP54 WEATHERPROOF SINGLE / DOUBLE POWER OUTLET AS NOTED ON DRAWING C/W COVER FLAP OVER SOCKET. MOUNT AT MINIMUM 1100mm AFFL U.N.O. RATING 10A U.N.O.		CLIPSAL WSCF227F	A
SPECIAL PURPOSE OUTLET		SPECIAL PURPOSE OUTLET TYPE AS NOTED. MOUNT AT 1350mm AFFL U.N.O. RATING 20A U.N.O. CONNECT TO EQUIPMENT VIA FLEXIBLE CONDUIT.			A



# ELECTRICAL DESIGN GROUP

ELECTRICAL BUILDING SERVICES CONSULTANTS

P.O. Box 15, SHERWOOD Q. 4075

Phone: (07) 3278 4375 Fax: (07) 3716 0222

Web Site: [www.edg.net.au](http://www.edg.net.au) Email: [brisbane@edg.net.au](mailto:brisbane@edg.net.au)


C2549a - COMMERCIAL HOTEL, KINGAROY - STAGE 1

C2549a-0002(J).xls

## ELECTRICAL EQUIPMENT SCHEDULE

REVISION J - 23 FEBRUARY 2024

THE LIGHT FITTING SUPPLIER CONTACT DETAILS MAY BE AVAILABLE ON THE EDG WEBSITE VIA THE FOLLOWING LINK <a href="http://www.edg.net.au/Links/Lighting.htm">www.edg.net.au/Links/Lighting.htm</a>					
TYPE	LAMPS	DESCRIPTION	COLOUR / ACCESSORY	CATALOGUE No	REV
SINGLE-PHASE ISOLATOR		SINGLE-PHASE WEATHERPROOF ISOLATOR. MOUNT AT 1350mm AFFL U.N.O. RATING 20A U.N.O. CONNECT TO EQUIPMENT VIA FLEXIBLE CONDUIT.	-	CLIPSAL WHT20	A
THREE-PHASE ISOLATOR		THREE-PHASE WEATHERPROOF ISOLATOR. MOUNT AT 1350mm AFFL U.N.O. RATING 20A U.N.O. CONNECT TO EQUIPMENT VIA FLEXIBLE CONDUIT.	-	CLIPSAL WHT35	A
CR-A		EXISTING LEVEL 1 OFFICE COMMUNICATIONS RACK PROVIDE THE EXISTING RACK WITH SIX NEW COMMUNICATIONS OUTLETS			C
COMMUNICATIONS RACK (CR-1)		IT FREE STANDING 42 RU MINIMUM 800 DEEP 800 WIDE COMMUNICATIONS RACK CR-1 PROVIDE A SHOP DRAWING OF THE RACK INCLUDING THE ARRANGEMENT OF EQUIPMENT PROVIDED WITHIN IT AS PART OF THE CONTRACT FOR APPROVAL. PROVIDE THE RACK WITH THE REQUIRED CAT 6 PATCH PANELS, CABLE MANAGEMENT AS PER THE SPECIFICATION. PROVIDE THE RACK WITH CASTERS.			C
COMMUNICATIONS RACK (CR-2)		GAMING FREE STANDING 42 RU MINIMUM 800 DEEP 800 WIDE COMMUNICATIONS RACK CR-2 PROVIDE A SHOP DRAWING OF THE RACK INCLUDING THE ARRANGEMENT OF EQUIPMENT PROVIDED WITHIN IT AS PART OF THE CONTRACT FOR APPROVAL. PROVIDE THE RACK WITH THE REQUIRED CAT 6 PATCH PANELS, CABLE MANAGEMENT AS PER THE SPECIFICATION. PROVIDE THE RACK WITH CASTERS.			C
COMMUNICATIONS RACK (CR-3)		AV SECURITY FREE STANDING 42 RU MINIMUM 600 DEEP 800 WIDE RACK CR-3 PROVIDE A SHOP DRAWING OF THE RACK. PROVIDE THE RACK WITH CASTERS.			C
CR-T		RELOCATE THE EXISTING TAB COMMUNICATIONS RACK CR-T TO THE NEW LOCATION. MOUNT THE ASSOCIATED GPOS AND COMMUNICATIONS OUTLETS ON FACEPLATES ON THE WALL BEHIND THE RACK SUCH THAT THEY ARE ACCESSED THROUGH THE RACK.			J
COMMUNICATIONS OUTLET		RJ45 CAT-6 COMMUNICATIONS OUTLET, CABLED BACK TO CR-1 WITH NEW CAT 6 PATCH PANELS AS REQUIRED VIA 4-PAIR CAT-6 UTP CABLE. MOUNT UP TO 3 RJ45 OUTLETS PER MULTI-GANG FACEPLATE WITH SEPARATE PERMANENT LABELLING FOR EACH OUTLET. MOUNT AT 300 AFFL UNLESS NOTED OTHERWISE	WHITE UNLESS NOTED AS BK (BLACK)	CLIPSAL "C2000 SERIES"	A
CAT 6 GAMING OUTLET		RJ45 CAT-6 COMMUNICATIONS OUTLET, CABLED BACK TO A CAT 6 PATCH PANEL WITHIN CR-1 VIA 4-PAIR CAT-6 UTP CABLE. MOUNT UP TO 3 RJ45 OUTLETS PER MULTI-GANG FACEPLATE WITH SEPARATE PERMANENT LABELLING FOR EACH OUTLET.	WHITE	CLIPSAL "C2000 SERIES"	D



# ELECTRICAL DESIGN GROUP

ELECTRICAL BUILDING SERVICES CONSULTANTS

P.O. Box 15, SHERWOOD Q. 4075

Phone: (07) 3278 4375 Fax: (07) 3716 0222

Web Site: [www.edg.net.au](http://www.edg.net.au) Email: [brisbane@edg.net.au](mailto:brisbane@edg.net.au)


C2549a - COMMERCIAL HOTEL, KINGAROY - STAGE 1

C2549a-0002(J).xls

## ELECTRICAL EQUIPMENT SCHEDULE

REVISION J - 23 FEBRUARY 2024

THE LIGHT FITTING SUPPLIER CONTACT DETAILS MAY BE AVAILABLE ON THE EDG WEBSITE VIA THE FOLLOWING LINK <a href="http://www.edg.net.au/Links/Lighting.htm">www.edg.net.au/Links/Lighting.htm</a>					
TYPE	LAMPS	DESCRIPTION	COLOUR / ACCESSORY	CATALOGUE No	REV
CAT 6 TAB OUTLET		RJ45 CAT-6 COMMUNICATIONS OUTLET, CABLED BACK TO CR-T WITH NEW CAT 6 PATCH PANELS AS REQUIRED VIA 4-PAIR CAT-6 UTP CABLE. MOUNT UP TO 3 RJ45 OUTLETS PER MULTI-GANG FACEPLATE WITH SEPARATE PERMANENT LABELLING FOR EACH OUTLET. MOUNT AT 300 AFFL UNLESS NOTED OTHERWISE	WHITE UNLESS NOTED AS BK (BLACK)	CLIPSAL "C2000 SERIES"	A
GAMING FIBRE (GF)		INSTALL DUPLEX FIBRE OPTIC CABLE BETWEEN THE POKER MACHINE BASES AND FROM THE POKER MACHINE BASES BACK TO CR- 2 AS INDICATED. THE DUPLEX FIBRE OPTIC CABLE WILL BE SUPPLIED AND TERMINATED BY OTHERS.			F
MULTI MODE FIBRE (MMF)		BY JVG SOUND			G
HIGH LEVEL CABLE ACCESS DUCT		PROVIDE A TWO CHANNEL ALUMINIUM CABLE ACCESS DUCT AT HIGH LEVEL RUN HORIZONTALLY ABOVE THE WINDOWS BELOW THE ASBESTOS SHEETING. SIZE THE DUCT AS NECESSARY TO FACILITATE THE REQUIRED CABLING PLUS CAPACITY FOR A FUTURE 20 % INCREASE IN CABLING. PROVIDE ALL NECESSARY FLANGES AND SUPPORTS TO NEATLY FINISH AND SECURE THE DUCT. THE DUCT COLOUR IS TO MATCH THE WALL COLOUR. PROVIDE A SAMPLE OF THE DUCT FOR APPROVAL PRIOR TO ORDERING.			D
VERTICAL CABLE ACCESS DUCT		PROVIDE A CUSTOM MDF CABLE ACCESS DUCT VERTICALLY FROM THE BAR COUNTER TO THE CEILING TO ACCOMMODATE THE CABLING AND AC DRAIN FROM ABOVE. SIZE THE DUCT AS NECESSARY TO FACILITATE THE REQUIRED SERVICES PLUS CAPACITY FOR A FUTURE 50 % INCREASE. PROVIDE ALL NECESSARY FLANGES AND SUPPORTS TO NEATLY FINISH AND SECURE THE DUCT. THE DUCT COLOUR IS TO MATCH THE WALL COLOUR. PROVIDE A SHOP DRAIN OF THE DUCT FOR APPROVAL. THE DUCT IS TO BE CUT TO REFLECT THE EXITING CEILING WALL AND BAR DETAILS SUCH THAT IT RISES TRUE WITHOUT ANY GAPS.			D
SMOKE ALARM		NO LONGER REQUIRED			C
THERMAL ALARM		NO LONGER REQUIRED			C
MATV OUTLET		BY JVG SOUND			G
INTRUDER DETECTOR		BY JVG SOUND			G
CCTV CAMERA INTERNAL POSITIONS		BY JVG SOUND			G



# ELECTRICAL DESIGN GROUP

ELECTRICAL BUILDING SERVICES CONSULTANTS

P.O. Box 15, SHERWOOD Q. 4075

Phone: (07) 3278 4375 Fax: (07) 3716 0222

Web Site: [www.edg.net.au](http://www.edg.net.au) Email: [brisbane@edg.net.au](mailto:brisbane@edg.net.au)

C2549a - COMMERCIAL HOTEL, KINGAROY - STAGE 1


C2549a-0002(J).xls

## ELECTRICAL EQUIPMENT SCHEDULE

REVISION J - 23 FEBRUARY 2024

THE LIGHT FITTING SUPPLIER CONTACT DETAILS MAY BE AVAILABLE ON THE EDG WEBSITE VIA THE FOLLOWING LINK <a href="http://www.edg.net.au/Links/Lighting.htm">www.edg.net.au/Links/Lighting.htm</a>					
TYPE	LAMPS	DESCRIPTION	COLOUR / ACCESSORY	CATALOGUE No	REV
CCTV CAMERA EXTERNAL POSITIONS			BY JVG SOUND		G
MINI ORB MOUNT		PROVIDE THE LIGHTS AND CAMERAS WHERE NOTED WITH A SQUARE CUSTOM MADE MDF MOUNTING PLATE PROFILED ON ONE SIDE TO MATCH THE MINI ORB PROFILE WITH THE OTHER SIDE FLAT TO FACILITATE THE MOUNTING OF THE CAMERA / LIGHT FITTING. THE MOUNTING PLATE IS TO EXTEND 10MM BELOW THE MINI ORB AND BE 20MM LARGER THAN THE LIGHT FITTING / CAMERA. PAINT ALL SIDES OF THE MOUNTING PLATE GLOSS WHITE.			D
CCTV MONITOR (SM)			BY JVG SOUND		G
PROJECTOR		NO LONGER REQUIRED			B
HDMI POINT 1		PROVIDE EACH HDMI POINT 1 AS A WHITE TRADER COBRUSH FACEPLATE TO FACILITATE TWO HDMI CABLES EXITING THE WALL CAVITY. TWO HDMI CABLES RUN TO A SINGLE NODI AT EACH HDMI 1 POSITION.			A
HDMI POINT 2		PROVIDE EACH HDMI POINT 2 AS A FACTORY TERMINATED HDMI CABLE LESS THAN 15M IN LENGTH RUNNING BACK TO A NODI VIA A HDMI POINT 1. PROVIDE SLACK IN THE CABLE AT EACH END TO ALLOW CONNECTION TO THE TV AND NODI. PERMANENTLY LABEL EACH OUTLET AND THE CABLES CORRESPONDING END. PROVIDE A WHITE TRADER COBRUSH FACEPLATE AT EACH HDMI 2 POINT TO FACILITATE THE HDMI CABLES ENTERING THE WALL CAVITY.			A
TAB SPEAKER			BY JVG SOUND		G
SPORTS BAR SPEAKER			BY JVG SOUND		G
JUKE BOX SPEAKER		NO LONGER REQUIRED			B
BACKGROUND MUSIC SPEAKER			BY JVG SOUND		G
JUKE BOX		NO LONGER REQUIRED			B





# ELECTRICAL DESIGN GROUP

ELECTRICAL BUILDING SERVICES CONSULTANTS

P.O. Box 15, SHERWOOD Q. 4075

Phone: (07) 3278 4375 Fax: (07) 3716 0222

Web Site: [www.edg.net.au](http://www.edg.net.au) Email: [brisbane@edg.net.au](mailto:brisbane@edg.net.au)


C2549a - COMMERCIAL HOTEL, KINGAROY - STAGE 1

C2549a-0002(J).xls

## ELECTRICAL EQUIPMENT SCHEDULE

REVISION J - 23 FEBRUARY 2024

THE LIGHT FITTING SUPPLIER CONTACT DETAILS MAY BE AVAILABLE ON THE EDG WEBSITE VIA THE FOLLOWING LINK <a href="http://www.edg.net.au/Links/Lighting.htm">www.edg.net.au/Links/Lighting.htm</a>					
TYPE	LAMPS	DESCRIPTION	COLOUR / ACCESSORY	CATALOGUE No	REV
DB-A		REMOVE THE EXISTING DISTRIBUTION BOARD DB-A AND REPLACE IT IN THE NEW LOCATION WITH A NEW DISTRIBUTION BOARD AS PER THE DB-A SCHEDULE, POWER SCHEMATICS AND NOTES. PROVIDE A SHOP DRAWING OF DB-A FOR APPROVAL. RECONNECT ALL OF THE EXISTING CIRCUITS THAT REMAIN WHICH WERE SUPPLIED FROM THE ORIGINAL DB-A TO THE NEW DB-A WITH NEW SWITCHGEAR AND CONTROLS REFLECTING THE EXISTING CAPACITY AND FUNCTION. ALL NEW SWITCHGEAR AND CONTROLS ARE TO BE PROVIDED IN ACCORDANCE WITH THE REQUIREMENTS OF THE CURRENT VERSION OF AS3000. ENSURE THE UNDERSIDE OF THE PANEL IS ABOVE THE 500 AFFL FLOOD LEVEL.			C
DB-B		REPLACE THE EXISTING DISTRIBUTION BOARD DB-B AS PER THE DB-B SCHEDULE, POWER SCHEMATICS AND NOTES. PROVIDE A SHOP DRAWING OF DB-B FOR APPROVAL. RECONNECT ALL OF THE EXISTING CIRCUITS THAT REMAIN WHICH WERE SUPPLIED FROM THE ORIGINAL DB-B TO THE NEW DB-B WITH NEW SWITCHGEAR AND CONTROLS REFLECTING THE EXISTING CAPACITY AND FUNCTION. ALL NEW SWITCHGEAR AND CONTROLS ARE TO BE PROVIDED IN ACCORDANCE WITH THE REQUIREMENTS OF THE CURRENT VERSION OF AS3000. MODIFY THE EXISTING JOINERY AS REQUIRED TO ACCOMMODATE THE NEW DB-B. ENSURE THE UNDERSIDE OF THE PANEL IS ABOVE THE 500 AFFL FLOOD LEVEL.			A
DB-C		REMOVE THE EXISTING DISTRIBUTION BOARD DB-C AND REPLACE IT IN THE NEW LOCATION WITH A NEW DISTRIBUTION BOARD. PROVIDE A SHOP DRAWING OF DB-C FOR APPROVAL. RECONNECT ALL OF THE EXISTING CIRCUITS THAT REMAIN WHICH WERE SUPPLIED FROM THE ORIGINAL DB-C TO THE NEW DB-C WITH NEW SWITCHGEAR AND CONTROLS REFLECTING THE EXISTING CAPACITY AND FUNCTION. ALL NEW SWITCHGEAR AND CONTROLS ARE TO BE PROVIDED IN ACCORDANCE WITH THE REQUIREMENTS OF THE CURRENT VERSION OF AS3000. PROVIDE THE NEW DB-C AS METAL WALL MOUNTED A THREE PHASE 36 POLE 250 AMP DIN STYLE PANEL BOARD WITH A 100 AMP MAIN SWITCH AND AN AS2293 EMERGENCY LIGHT TESTING FACILITY. ENSURE THE UNDERSIDE OF THE PANEL IS ABOVE THE 500 AFFL FLOOD LEVEL.			C
DB-D		PROVIDE DB-D AS PER THE DB-D SCHEDULE, POWER SCHEMATICS AND NOTES. PROVIDE A SHOP DRAWING OF DB-D FOR APPROVAL. ENSURE THE UNDERSIDE OF THE PANEL IS ABOVE THE 500 AFFL FLOOD LEVEL.			C
DB-E		REMOVE THE EXISTING NEST METERING, MEN AND CONSUMERS MAIN PROVIDE A NEW LOAD CENTRE WITHIN THE EXISTING DB-E HOUSING AS PER THE DB-E SCHEDULE, POWER SCHEMATICS AND NOTES. RECONNECT ALL OF THE EXISTING NEST CIRCUITS THAT REMAIN.			H
DB-M		RELOCATE THE EXISTING LEVEL 1 DISTRIBUTION BOARD DB-M TO THE OPPOSITE SIDE OF THE WALL SUCH THAT IT IS NO LONGER LOCATED IN THE PATH OF TRAVEL. RECONNECT ALL OF THE EXISTING CIRCUITS. REFER TO THE DB-M SCHEDULE FRO ADDITIONAL CIRCUITS			A
DB-M - P1		REFER TO THE DB-M SCHEDULE			C
MSB		MAIN SWITCHBOARD AS PER THE POWER SCHEMATIC AND THE NOTES.			H
METER TYPE 1 (M1)		QUEENSLAND ELECTRICITY METERING MANUAL COMPLIANT REMOTE RETAIL METERS INCLUDING ALL ASSOCIATED COMPONENTS CONNECTED TO THE M1 CTs.			C



# ELECTRICAL DESIGN GROUP

ELECTRICAL BUILDING SERVICES CONSULTANTS

P.O. Box 15, SHERWOOD Q. 4075

Phone: (07) 3278 4375 Fax: (07) 3716 0222

Web Site: [www.edg.net.au](http://www.edg.net.au) Email: [brisbane@edg.net.au](mailto:brisbane@edg.net.au)


C2549a - COMMERCIAL HOTEL, KINGAROY - STAGE 1

C2549a-0002(J).xls

## ELECTRICAL EQUIPMENT SCHEDULE

REVISION J - 23 FEBRUARY 2024

THE LIGHT FITTING SUPPLIER CONTACT DETAILS MAY BE AVAILABLE ON THE EDG WEBSITE VIA THE FOLLOWING LINK <a href="http://www.edg.net.au/Links/Lighting.htm">www.edg.net.au/Links/Lighting.htm</a>					
TYPE	LAMPS	DESCRIPTION	COLOUR / ACCESSORY	CATALOGUE No	REV
METER TYPE 2 (M2)		PRIVATE DIGITAL MULTI FUNCTION LOGGING METER ENSURE THE METER RECORDS THE DEMAND			C
METER TYPE 3 (M3)		NO LONGER REQUIRED			C
GENERATOR		NO LONGER REQUIRED			C
ATS		NO LONGER REQUIRED			C
RISER		NO LONGER REQUIRED			C
PIT A		NO LONGER REQUIRED			C
CONDUIT CA		NO LONGER REQUIRED			C
CONDUIT CB		NO LONGER REQUIRED			C
KITCHEN EXHAUST FAN VSD (VSD)		KITCHEN EXHAUST FAN VARIABLE SPEED DRIVE LOCATED AT HIGH LEVEL AS PROVIDED BY THE MECHANICAL SERVICES SUB CONTRACTOR.			G
FIRE INDICATOR PANEL (FIP)		BY GOLDCOAST FIRE. BRIGADE MONITORED AS 1670 COMPLAINT FIRE INDICATOR PANEL INCORPORATING THE FDCIE AND EWCIE. REFER TO THE SPECIFICATION FOR ADDITIONAL DETAILS. ENSURE THE UNDERSIDE OF THE PANELS IS ABOVE THE 500 AFFL FLOOD LEVEL. PROVIDE A CUSTOM SURFACE MOUNTED JOINERY DUCT FROM THE TOP OF THE FIP TO THE CEILING ABOVE TO PROVIDED CABLE ACCESS FROM THE CEILING SPACE TO THE FIP. PAINT THE DUCT TO MATCH THE WALL COLOUR. THE DUCT IS TO BE CUT TO REFLECT THE EXITING CEILING AND WALL DETAILS SUCH THAT IT RISES TRUE WITHOUT ANY GAPS.			G
FIRE MANUAL CALL POINT		BY GOLDCOAST FIRE. AS1670 MANUAL CALL POINT MOUNTED ON THE FIP			G
RECESSED FIRE EVACUATION SPEAKER		BY GOLDCOAST FIRE. RECESSED 5W 8-INCH CONE ALERT AND EVACUATION SPEAKER TO AS1670.1 C/W 100V MULTI-TAP TRANSFORMER AND FLUSH GRILLE PAINTED OUT TO MATCH THE CEILING. IN LOCATIONS THE RECESSED SPEAKER IS SHOWN ON AN EXISTING ASBESTOS CEILING IT IS TO BE PROVIDED AS A SURFACE MOUNTED SPEAKER.			G
SURFACE FIRE EVACUATION SPEAKER		BY GOLDCOAST FIRE. SURFACE MOUNTED 5W 8-INCH CONE ALERT AND EVACUATION SPEAKER TO AS1670.1 C/W 100V MULTI-TAP TRANSFORMER AND FLUSH GRILLE / MOUSING PAINTED OUT TO MATCH THE CEILING.			G
FIRE EVACUATION HORN		BY GOLDCOAST FIRE. SURFACE MOUNTED TWO-TONE 30W ALERT AND EVACUATION HORN SPEAKER TO AS1670.1 C/W 100V MULTI-TAP TRANSFORMER. MOUNT AT HIGH LEVEL.			G
SMOKE DETECTOR		BY GOLDCOAST FIRE. SURFACE MOUNTED SMOKE DETECTOR TO AS1670. BK INDICATES THE DETECTOR IS TO BE PROVIDED AS BLACK.			G
CONCEALED SMOKE DETECTOR		BY GOLDCOAST FIRE. CONCEALED SMOKE DETECTOR TO AS1670 C/E REMOTE INDICATOR AND FAMCO ACCESS BRACKET			G
THERMAL DETECTOR		BY GOLDCOAST FIRE. SURFACE MOUNTED THERMAL DETECTOR TO AS1670. BK INDICATES THE DETECTOR IS TO BE PROVIDED AS BLACK TYPE AS NOTED TYPE AS NOTED			G
THERMAL DETECTOR IN DUCT		BY GOLDCOAST FIRE. DUCT PROBE THERMAL DETECTOR TO AS1670.1			G



# ELECTRICAL DESIGN GROUP

ELECTRICAL BUILDING SERVICES CONSULTANTS

P.O. Box 15, SHERWOOD Q. 4075

Phone: (07) 3278 4375 Fax: (07) 3716 0222

Web Site: [www.edg.net.au](http://www.edg.net.au) Email: [brisbane@edg.net.au](mailto:brisbane@edg.net.au)

C2549a - COMMERCIAL HOTEL, KINGAROY - STAGE 1

C2549a-0002(J).xls

## ELECTRICAL EQUIPMENT SCHEDULE

REVISION J - 23 FEBRUARY 2024

THE LIGHT FITTING SUPPLIER CONTACT DETAILS MAY BE AVAILABLE ON THE EDG WEBSITE VIA THE FOLLOWING LINK <a href="http://www.edg.net.au/Links/Lighting.htm">www.edg.net.au/Links/Lighting.htm</a>					
TYPE	LAMPS	DESCRIPTION	COLOUR / ACCESSORY	CATALOGUE No	REV
VISUAL ALARM		BY GOLDCOAST FIRE. FIRE ALARM STROBE LIGHT AS PER AS1670.1			G
CONTACTOR C1		BY GOLDCOAST FIRE. 32 AMP AC3 CONTACTOR TO BE LOCATED IN THE COOKING EQUIPMENT ISOLATION ENCLOSURE TO CONTROL THE POWER SUPPLIES TO THE ELECTRIC COOKING EQUIPMENT LOCATED UNDER THE KITCHEN EXHAUST HOOD CANOPY. THE POWER IS TO BE ISOLATED UPON AN ALARM FROM THE FIP OR OPERATION OF THE FIRE SUPPRESSION SYSTEM FSS. PROVIDE A CONTROL SIGNAL FROM C1 TO THE MSSB TO CONTROL THE KITCHEN EXHAUST FAN.			G
CONTACTOR C2		NO LONGER REQUIRED			D
FIRE SUPPRESSION SYSTEM (FSS)		BY GOLDCOAST FIRE. FIRE SUPPRESSION SYSTEM. CONNECT THE MECHANICAL CONTACTS IN THE FIRE SUPPRESSION SYSTEM TO THE FIP AND THE CONTROLLER SUCH THAT THE OPERATION OF THE FIRE SUPPRESSION SYSTEM FSS GENERATES AN ALARM IN THE FIP AND ISOLATES THE GAS SUPPLY.			G
GAS SOLENOID GS		NO LONGER REQUIRED			D
OSG 1000V PLUS		BY GOLDCOAST FIRE. EXHAUST HOOD CONTROLLER ALL CONTROLS OSG MERLIN 1000V PLUS WALL RECESSED GAS AND ELECTRIC ISOLATION CONTROLLER C/W VENTILATION INTERLOCKING AND GAS PROVING. PROVIDE THE CONTROLLER WITH A RECESS TRIM KIT.			G
GAS VALVE (GV)		BY GOLDCOAST FIRE. GAS VALVE ASSEMBLY ALL CONTROLS OSG GVTJ 500MM GAS VALVE TRANSDUCER JUNCTION BOX TO BE MOUNTED IN LINE WITH THE GAS SUPPLY TO THE ASSOCIATED HOODS COOKING EQUIPMENT. THE SYSTEM IS TO BE PROVIDED AS A PRE ASSEMBLED UNIT INCLUDING: - OSG-GSV50-240 50MM 230 VAC GAS SOLENOID VALVE C/W TEST POINTS. - TWO 50MM F/F ISOLATING BALL VALVES. - TWO 50MM M/F GAS UNIONS. - TWO 50MM NIPPLES. - IP54 JUNCTION BOX. - 1000MM LONG ELECTRICAL CONNECTION C/W 6 PIN CONNECTOR BETWEEN THE JUNCTION BOX AND THE SOLENOID VALVE / PRESSURE TRANSDUCER. MOUNT THE JUNCTION BOX ADJACENT THE SOLENOID WITH THE CABLE LENGTH SHORTENED WHERE PRACTICAL. PROVIDE THE GAS VALVE ASSEMBLY TO THE GAS SUB CONTRACTOR TO INSTALL.			G
AIR PRESSURE SWITCH (APS)		BY GOLDCOAST FIRE. ALL CONTROLS OSG APS AIR PRESSURE DIFFERENTIAL SWITCH MOUNTED WITHIN THE KITCHEN EXHAUST HOOD EXHAUST DUCT.			G
FAN SWITCH (FS1)		NO LONGER REQUIRED			E
RELAY 1 (R1)		BY GOLDCOAST FIRE. CONTROL RELAY 1 TO BE LOCATED IN THE COOKING EQUIPMENT ISOLATION ENCLOSURE TO INTERFACE THE CONTROLLER TO THE ELECTRIC COOKING EQUIPMENT CONTACTOR C1.			G
RELAY 2 (R2)		BY GOLDCOAST FIRE. CONTROL RELAY 2 TO BE LOCATED IN THE GAS SHUTDOWN IO ENCLOSURE TO INTERFACE THE FIP ALARM OUTPUT TO THE CONTROLLER.			G
RELAY 3 (R3)		BY GOLDCOAST FIRE. CONTROL RELAY 3 TO BE LOCATED IN THE GAS SHUTDOWN IO ENCLOSURE TO INTERFACE THE FIP ALARM INPUT FROM THE FIRE SUPPRESSION SYSTEM FSS.			G